

Inductive sensor

NRN30-30GS50-E2-IO-V1



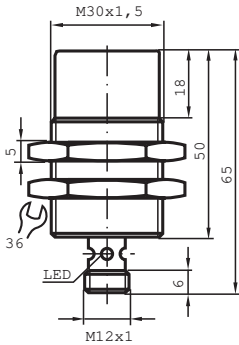
- 30 mm non-flush
- Reduction factor = 1
- Magnetic field resistant
- IO-Link interface for service and process data
- Switch point mode or window mode can be set
- Switching function, stability alarm and pulse extension can be set



Function

Reduction factor 1 sensors reliably detect different metals with the same switch state. The integrated IO-Link interface enables clear identification of the sensor and diagnosis of the sensor condition. When using the sensor, parameters and operating modes can be optimally configured specifically for the intended application. In addition to setting the switching function and a pulse extension, the user can select either switch point mode or window mode in combination with a stability alarm. In switch point mode, the stability alarm signals the detection of an object in the area between the assured operating distance and operating distance s_n . In window mode, it signals the detection of an object below the window between operating distance s_n and the nearest operating distance. A stability alarm is displayed to the user via a flashing LED and process data.

Dimensions



Technical Data

General specifications

| | | |
|--------------------------|-------|---|
| Switching function | | Normally open/closed (NO/NC) programmable |
| Output type | | PNP |
| Rated operating distance | s_n | 30 mm (factory setting) |
| Near operating distance | | 20 mm (can be activated by software) |
| Installation | | non-flush |
| Output polarity | | DC |

Release date: 2022-06-30 Date of issue: 2022-06-30 Filename: 306533-0023_eng.pdf

Refer to "General Notes Relating to Pepperl+Fuchs Product Information".

Pepperl+Fuchs Group
www.pepperl-fuchs.com

USA: +1 330 486 0001
fa-info@us.pepperl-fuchs.com

Germany: +49 621 776 1111
fa-info@de.pepperl-fuchs.com

Singapore: +65 6779 9091
fa-info@sg.pepperl-fuchs.com

 PEPPERL+FUCHS

Technical Data

| | | |
|---|-----------|---|
| Assured operating distance | s_a | 0 ... 24.3 mm |
| Reduction factor r_{Al} | | 1 |
| Reduction factor r_{Cu} | | 1 |
| Reduction factor r_{304} | | 1 |
| Reduction factor r_{317} | | 1 |
| Output type | | 3-wire |
| Nominal ratings | | |
| Operating voltage | U_B | 10 ... 30 V DC |
| Switching frequency | f | 0 ... 680 Hz (switch point mode) 0 ... 50 Hz (window mode, switch point mode with stability alarm) |
| Hysteresis | H | typ. 3 % |
| Reverse polarity protection | | reverse polarity protected |
| Short-circuit protection | | pulsing |
| Voltage drop | U_d | ≤ 0.5 V |
| Operating current | I_L | 0 ... 200 mA |
| Off-state current | I_r | 0 ... 0.5 mA typ. 60 μ A at 25 °C |
| No-load supply current | I_0 | ≤ 15 mA |
| Time delay before availability | t_v | max. 150 ms |
| Constant magnetic field | B | 200 mT |
| Alternating magnetic field | B | 200 mT |
| Status indicator | | Multihole-LED, yellow |
| Functional safety related parameters | | |
| MTTF _d | | 360 a |
| Mission Time (T_M) | | 20 a |
| Diagnostic Coverage (DC) | | 0 % |
| Interface | | |
| Interface type | | IO-Link (via C/Q = pin 4) |
| IO-Link revision | | 1.1 |
| Device ID | | 0x201106 (2101510) |
| Transfer rate | | COM2 (38.4 kBit/s) |
| Min. cycle time | | 2.3 ms |
| Process data width | | Process data input (control system side): 2 Bit Process data output (control system side): none |
| SIO mode support | | yes |
| Compatible master port type | | A |
| Compliance with standards and directives | | |
| Standard conformity | | |
| Standards | | EN 60947-5-2:2007 EN 60947-5-2/A1:2012 IEC 60947-5-2:2007 IEC 60947-5-2 AMD 1:2012 |
| Approvals and certificates | | |
| Protection class | | II |
| Rated insulation voltage | U_i | 60 V |
| Rated impulse withstand voltage | U_{imp} | 800 V |
| UL approval | | cULus Listed, General Purpose Class 2 power source |
| CCC approval | | CCC approval / marking not required for products rated ≤36 V |
| Ambient conditions | | |
| Ambient temperature | | -25 ... 70 °C (-13 ... 158 °F) |
| Storage temperature | | -40 ... 85 °C (-40 ... 185 °F) |
| Mechanical specifications | | |
| Connection type | | Connector plug M12 x 1 , 4-pin |
| Housing material | | Stainless steel 1.4305 / AISI 303 |
| Sensing face | | PBT |

Release date: 2022-06-30 Date of issue: 2022-06-30 Filename: 306533-0023_eng.pdf

Refer to "General Notes Relating to Pepperl+Fuchs Product Information".

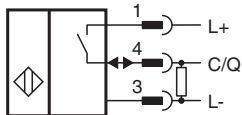
Pepperl+Fuchs Group
www.pepperl-fuchs.comUSA: +1 330 486 0001
fa-info@us.pepperl-fuchs.comGermany: +49 621 776 1111
fa-info@de.pepperl-fuchs.comSingapore: +65 6779 9091
fa-info@sg.pepperl-fuchs.com

PEPPERL+FUCHS

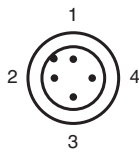
Technical Data

| | |
|----------------------------|--|
| Degree of protection | IP67 |
| Mass | 137 g |
| Factory settings | |
| Default setting | operating mode = switch point mode with stability alarm switching function = Normally open (NO) switching distance = 30 mm |
| General information | |
| Scope of delivery | 2 self locking nuts in scope of delivery |

Connection



Connection Assignment



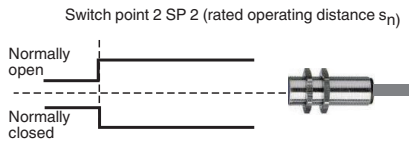
Wire colors in accordance with EN 60947-5-2

| | | |
|---|----|---------|
| 1 | BN | (brown) |
| 2 | WH | (white) |
| 3 | BU | (blue) |
| 4 | BK | (black) |

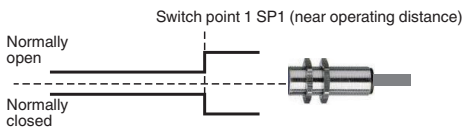
Function Principle

Switching output modes

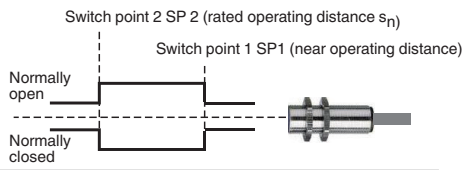
Switch point mode at rated operating distance s_n



Switch point mode with near operating distance

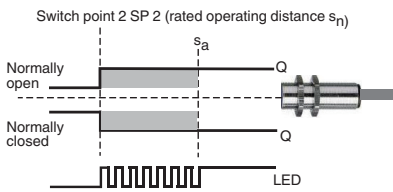


Window mode

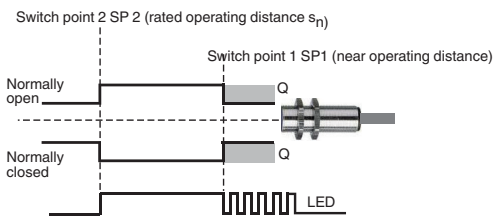


Stability alarm

Switch point mode with stability alarm (factory default)





Window mode with stability alarm













Release date: 2022-06-30 Date of issue: 2022-06-30 Filename: 306533-0023_eng.pdf

Accessories

| | | |
|---|--------------------|---|
|  | BF 30 | Mounting flange, 30 mm |
|  | V1-G-2M-PVC | Female cordset single-ended M12 straight A-coded, 4-pin, PVC cable grey |

Refer to "General Notes Relating to Pepperl+Fuchs Product Information".

Accessories

| | | |
|---|-----------------------------|--|
|  | V1-W-2M-PVC | Female cordset, M12, 4-pin, PVC cable |
|  | ICE2-8IOL-G65L-V1D | EtherNet/IP IO-Link master with 8 inputs/outputs |
|  | ICE3-8IOL-G65L-V1D | PROFINET IO IO-Link master with 8 inputs/outputs |
|  | ICE2-8IOL-K45S-RJ45 | EtherNet/IP IO-Link master with 8 inputs/outputs, DIN rail, screw terminal |
|  | ICE3-8IOL-K45P-RJ45 | PROFINET IO IO-Link master with 8 inputs/outputs, DIN rail, push-in terminals |
|  | ICE3-8IOL-K45S-RJ45 | PROFINET IO IO-Link master with 8 inputs/outputs, DIN rail, screw terminal |
|  | IO-Link-Master02-USB | IO-Link master, supply via USB port or separate power supply, LED indicators, M12 plug for sensor connection |
|  | ICE1-8IOL-G30L-V1D | Ethernet IO-Link module with 8 inputs/outputs |
|  | ICE1-8IOL-G60L-V1D | Ethernet IO-Link module with 8 inputs/outputs |
|  | ICE2-8IOL-K45P-RJ45 | EtherNet/IP IO-Link master with 8 inputs/outputs, DIN rail, push-in connectors |